



WMF Gold Sponsors

Minigolf World Championships 2017 Zaton-Croatia

Updated: 2017-09-22 21:31

Get new pages automatically

Tournament director: WMF Sport Director Pasi AHO

Jury: Pasi AHO (chairman/FIN), Dr. Gerd ZIMMERMANN (GER), Peter HELM (AUT)

Referees: Tuula MÖRCK (Head/FIN), Günter SCHWARZ (GER),
Ari AHRENBURG (FIN), Wil VAN DISSELDORP (NED)

Unfortunately Team India could not travel to the championships despite last minute attempts to acquire visas and had thus to cancel their participation. Antonio Falcao (BRA) can not start due to health problems.

Jury decision Wednesday, Sep 20th, 11:15

Extra wind shielding is allowed until further due to strong wind.

First tournament day at 19:00 because of darkness interrupted

Second tournament day finished at 18:00.

Coin flips for positions in matchplay grid due to same scores and differences:

6. Z. Majkus - 7. C. Gobetz

11. A. Cederholm - 12. M. Strasko

Sudden death for 3rd place men's competition:

M. Noack wins at lane 2 against D. Kapke, 5th place to R. Sommer after lane 1.

PENALTIES

verbal admonitions

Round 1, Lane 7, 137 Elena SUKONNIKOVA (RUS), Time

Round 3, Lane 7, Coach Michael KOZIOL (GER), wrong coaching

Round 3, Lane 10, 113 Paulien Jasper (NED), Time

Round 4, Lane 3, 146 Yvonne TRACHSEL (SUI), Time

Round 4, Lane 4, 35 Eva MOLNAROVA (CZE), Time

Round 4, Lane 10, 29 Majkus ZDENEK (CZE), Time
 Round 4, Lane 10, 49 Oskari VIHERVAARA (FIN), Time
 Round 4, Lane 15, 54 Walter ERLBRUCH (GER), Time
 Round 4, Lane 16, 162 Dan TRULSSON (SWE), Time
 Round 4, Lane 17, 143 Reto SOMMER (SUI), Time
 Round 5, Lane 3, 36 Ema NADASKA (CZE), Time
 Round 5, Lane 11, 45 Erika TAKASHIMA (JAP), Time
 Round 5, Lane 17, 21 Yana LAZAREVA (RUS), Time
 Round 6, Lane 11, 85 Emanuele PRESTINARI (ITA), Time
 Round 6, Lane 16, 59 Sebastian PIEKORZ (GER), Misbehaviour
 Round 6, Lane 17, 32 Marian STRASKO (CZE), Time
 Round 6, Lane 13, Coach Henrik WEILAND (SWE), wrong coaching
 Round 6, Lane 17, 27 Martin JECNY (CZE), Rules
 Round 6, Lane 15, 140 Omar MAGGI, (SUI), Time
 Round 7, Lane 10, 33 Ondrej SKALOUD (CZE), rules
 Round 7, Lane 15, 131 Nikolai NAGORNOV (RUS), Time
 Round 8, Lane 17, 89 Attila KUCHTA (HUN), Rules
 Round 8, Lane 4, 142 Michel PFISTER (SUI), Time
 Round 8, Lane 4, 30 Karel MOLNAR (CZE), Rules
 Round 8, Lane 11, 9 Kevin FEUCHTL (AUT), Time
 Round 10, Lane 4, 132 Igor PANTELIMONOV (RUS), Time
 Round 10, Lane 15, Coach Sebastian KUBE (GER), wrong coaching

admonitions

Round 5, Lane 8, 137 Elena SUKONNIKOVA (RUS), Time
 Round 6, Lane 15, 85 Emanuele PRESTINARI (ITA), Time
 Round 6, Lane 15, 162 Dan TRULSSON (SWE), Misbehaviour
 Round 7, Lane 9, 146 Yvonne TRACHSEL (SUI), Time
 Round 7, Lane 10, 49 Oskari VIHERVAARA (FIN), Rules
 Round 9, Lane 8, 35 Eva MOLNAROVA (CZE), Time
 Round 9, Lane 4, 32 Marian STRASKO (CZE), Time

SUBSTITUTIONS





























































Round 4 after lane 15 - Austria Men - Lindmayr out - Feuchtl in
 Round 5 after lane 13 - Italy Men - Schupfer out - Montomoli in
 after round 5 - Sweden Men - Johansson out - Dahlstedt in


Result

[Women](#) | [Men](#) | [Teams - National Teams Men](#) | [Teams - National Teams Women](#) | [Penalties](#) | [Straight list](#) | [Lane statistics](#) | [Teams statistics](#) | [Most aces in a row](#)

Men



























Rank	Name	No	Country	E1	F2	E3	F4	E5	F6	E7	F8	E9	F10	FAvg	EAvg	FSum	ESum	Diff	Tot
------	------	----	---------	----	----	----	----	----	----	----	----	----	-----	------	------	------	------	------	-----

	1 Alexander Dahlstedt	157		SWE	22	27	22	29	20	26	21	23	21	27	26,400	21,200	132	106	8	238
	2 Fredrik Persson	161		SWE	24	30	22	29	23	27	18	27	20	20	26,600	21,400	133	107	16	240
	3 Marcel Noack	58		GER	20	33	21	25	21	23	22	27	20	29	27,400	20,800	137	104	12	241
	4 Dennis Kapke	57		GER	20	29	22	25	20	25	23	29	20	28	27,200	21,000	136	105	7	241
	5 Reto Sommer	143		SUI	22	25	21	26	22	23	20	27	20	35	27,200	21,000	136	105	14	241
	6 Walter Erlbruch	54		GER	23	30	21	25	20	27	24	26	22	26	26,800	22,000	134	110	9	244
	7 Zdenek Majkus	29		CZE	22	30	22	30	20	24	20	29	22	26	27,800	21,200	139	106	8	245
	8 Ivan Macho	28		CZE	20	30	25	28	19	28	22	25	22	26	27,400	21,600	137	108	11	245
	9 Ondrej Skaloud	33		CZE	24	24	24	28	24	27	22	25	24	24	25,600	23,600	128	118	6	246
	10 Alexander Geist	55		GER	22	27	20	29	22	29	24	28	21	24	27,400	21,800	137	109	9	246
	11 Marek Smejkal	31		CZE	21	31	19	28	22	32	20	28	21	25	28,800	20,600	144	103	10	247
	12 Martin Jecny	27		CZE	24	25	24	33	22	25	20	28	19	27	27,600	21,800	138	109	13	247
	13 Andreas Cederholm	156		SWE	24	29	19	25	20	30	23	28	23	27	27,800	21,800	139	109	10	248
	14 Sebastian Ekängen	158		SWE	21	30	21	30	18	29	23	27	21	30	29,200	20,800	146	104	8	250
	15 Christian Gobetz	10		AUT	23	27	26	26	21	25	21	28	23	30	27,200	22,800	136	114	10	250
	16 Karel Molnar	30		CZE	25	31	25	27	21	25	20	27	19	30	28,000	22,000	140	110	12	250
	17 Igor Pantelimonov	132		RUS	20	28	25	28	21	26	22	28	19	33	28,600	21,400	143	107	13	250
	18 Marian Strasko	32		CZE	24	30	21	24	22	25	25	27	25	28	26,800	23,400	134	117	10	251
Cut - 15 players + players with same result continues after round 8																				
	19 Sascha Spreier	60		GER	23	31	20	29	21	27	22	29			29,000	21,500	116	86	7	202
	20 Sebastian Heine	56		GER	26	29	20	29	22	25	22	29			28,000	22,500	112	90	10	202
	21 Dan Trulsson	162		SWE	25	27	20	28	20	32	21	29			29,000	21,500	116	86	10	202
	22 Daniel Moser	141		SUI	22	28	22	25	25	27	20	34			28,500	22,250	114	89	14	203
	23 Rupert Westenthaler	15		AUT	24	31	20	29	23	26	24	27			28,250	22,750	113	91	9	204
	24 Aki Sillman	46		FIN	24	27	23	27	25	30	24	25			27,250	24,000	109	96	7	205
	25 Raphael Wietlisbach	144		SUI	20	28	25	32	21	28	26	26			28,500	23,000	114	92	12	206
	26 Fabian Spies	13		AUT	22	28	22	30	20	29	25	31			29,500	22,250	118	89	8	207
	27 Ulf Kristiansson	160		SWE	24	30	23	26	20	29	25	30			28,750	23,000	115	92	9	207
	28 Georgy Lazarev	130		RUS	23	32	22	31	24	25	22	28			29,000	22,750	116	91	9	207
	29 Jan Anderegg	138		SUI	24	27	20	32	23	32	21	28			29,750	22,000	119	88	9	207
	30 Youri Bottenberg	105		NED	23	27	25	29	26	28	23	27			27,750	24,250	111	97	5	208























































































31	Filip Johansson	159		SWE	23	30	22	31	25	26	23	28	28,750	23,250	115	93	8	208
32	Sebastian Piekorz	59		GER	23	32	19	31	19	29	22	33	31,250	20,750	125	83	8	208
33	Kevin Feuchtl	9		AUT	23	27	25	28	24	33	23	26	28,500	23,750	114	95	9	209
34	Kai Lödging	139		SUI	23	32	22	29	20	28	23	33	30,500	22,000	122	88	8	210
35	Omar Maggi	140		SUI	21	30	23	25	23	33	26	29	29,250	23,250	117	93	13	210
36	Andrea Montomoli	82		ITA	21	29	23	31	23	32	25	28	30,000	23,000	120	92	8	212
37	Cristian Pinton	83		ITA	25	29	22	33	20	33	21	29	31,000	22,000	124	88	9	212
38	Heinz Weber	14		AUT	28	26	21	30	21	35	23	28	29,750	23,250	119	93	16	212
39	Timur Ramazanov	133		RUS	26	26	28	26	24	29	23	31	28,000	25,250	112	101	10	213
40	Nikolai Nagornov	131		RUS	25	31	23	29	22	30	24	30	30,000	23,500	120	94	5	214
41	Miroslav Cibik	152		SVK	26	30	21	29	23	32	25	28	29,750	23,750	119	95	9	214
42	Paolo Porta	84		ITA	25	31	25	26	21	29	22	35	30,250	23,250	121	93	13	214
43	Vincent Huus	39		DEN	26	32	21	30	22	32	22	30	31,000	22,750	124	91	7	215
44	Michal Manaska	151		SVK	22	34	22	32	20	30	25	30	31,500	22,250	126	89	9	215
45	Hannes Laimer	81		ITA	23	28	25	35	22	27	24	31	30,250	23,500	121	94	11	215
46	Oskari Vihervaara	49		FIN	22	31	23	35	25	28	20	31	31,250	22,500	125	90	12	215
47	Rene Bos	106		NED	24	28	25	32	26	29	24	29	29,500	24,750	118	99	6	217
48	Emanuele Prestinari	85		ITA	27	31	20	32	24	29	22	32	31,000	23,250	124	93	10	217
49	Igor Qualich	150		SVK	24	35	26	31	23	25	22	31	30,500	23,750	122	95	14	217
50	Mathias Jagschitz	11		AUT	26	29	22	33	22	31	24	31	31,000	23,500	124	94	8	218
51	Jannick Skov	41		DEN	24	33	22	33	22	29	22	34	32,250	22,500	129	90	7	219
52	Jan Tolarovic	155		SVK	24	28	23	32	23	30	23	36	31,500	23,250	126	93	9	219
53	Michel Pfister	142		SUI	21	36	23	27	24	31	22	35	32,250	22,500	129	90	12	219
54	Jeroen van Holland	108		NED	23	32	22	29	23	37	25	31	32,250	23,250	129	93	11	222
55	Manfred Lindmayr	12		AUT	27	34	20	33	23	27	28	30	31,000	24,500	124	98	15	222
56	Vasily Chmut	129		RUS	24	32	24	34	24	33	24	28	31,750	24,000	127	96	6	223
57	Marko Nuotio	45		FIN	23	36	23	30	25	30	24	32	32,000	23,750	128	95	8	223
58	Jonas Rasmussen	42		DEN	26	30	23	39	21	34	23	27	32,500	23,250	130	93	17	223
59	Lubomir Zontag	154		SVK	24	35	23	33	23	34	25	27	32,250	23,750	129	95	10	224
60	Jaroslav Murin	153		SVK	27	33	23	31	21	34	22	34	33,000	23,250	132	93	9	225
60	Hans Broodbakker	109		NED	23	34	26	30	21	33	24	34	32,750	23,500	131	94	9	225

	62	Andreas Dall'Acqua	80		ITA	19	36	26	28	27	32	26	31	31,750	24,500	127	98	16	225
	63	Simon Junker	40		DEN	25	32	24	35	23	32	25	30	32,250	24,250	129	97	7	226
	64	Milan Pätöprsty	149		SVK	22	32	23	38	21	33	23	36	34,750	22,250	139	89	8	228
	65	Gerco Berentsen	104		NED	24	39	23	29	24	32	24	34	33,500	23,750	134	95	11	229
	66	Aapo Siurola	47		FIN	25	37	25	30	26	32	23	32	32,750	24,750	131	99	10	230
	67	Andre van Vliet	107		NED	27	29	28	35	23	34	25	30	32,000	25,750	128	103	11	231
	68	Tommi Lantta	44		FIN	30	35	24	30	23	35	23	31	32,750	25,000	131	100	12	231
	69	Martins Vilmanis	99		LAT	25	35	22	36	24	35	22	33	34,750	23,250	139	93	6	232
	70	Rick Peeters	110		NED	24	36	23	30	29	32	30	30	32,000	26,500	128	106	13	234
	71	Fabian Schupfer	86		ITA	24	33	23	38	26	37	24	31	34,750	24,250	139	97	10	236
	72	Eetu Ikola	43		FIN	23	35	25	36	27	28	24	41	35,000	24,750	140	99	17	239
	73	Tero Vaahdio	48		FIN	27	33	26	32	26	32	28	37	33,500	26,750	134	107	7	241
	74	Sergey Chernitsyn	128		RUS	26	32	25	34	29	32	28	37	33,750	27,000	135	108	9	243
	75	Cameron Couper	117		NZL	30	31	25	35	28	32	29	36	33,500	28,000	134	112	10	246
	76	Dairis Sinkevics	98		LAT	26	40	25	38	23	43	25	35	39,000	24,750	156	99	11	255
	77	Mateusz Miloch	126		POL	26	38	35	33	26	40	29	29	35,000	29,000	140	116	20	256
	78	Hisato Kondo	92		JAP	29	37	28	37	28	32	27	40	36,500	28,000	146	112	10	258
	79	Will Donnelly	53		GBR	26	37	26	39	28	36	27	40	38,000	26,750	152	107	6	259
	80	Lukasz Kusiakiewicz	167		POL	29	40	29	34	31	39	32	30	35,750	30,250	143	121	13	264
	81	Ugis Voiciss	100		LAT	29	43	27	50	29	40	30	35	42,000	28,750	168	115	18	283
	82	Bogdan Miloch	127		POL	28	47	27	46	23	38	31	44	43,750	27,250	175	109	17	284
	83	Reinis Martins Mikelsons	97		LAT	29	46	32	46	35	39	26	35	41,500	30,500	166	122	20	288
	84	Shinji Tanabe	91		JAP	27	42	34	48	32	35	28	43	42,000	30,250	168	121	20	289
	85	Jacques van Zyl	115		NZL	32	44	29	32	29	48	27	49	43,250	29,250	173	117	22	290
	86	Kris Vine	116		NZL	34	41	34	42	30	40	33	42	41,250	32,750	165	131	6	296
	87	Maciej Madrowski	125		POL	36	46	31	50	39	36	28	35	41,750	33,500	167	134	26	301
	88	Attila Kuchta	65		HUN	40	51	30	41	35	38	32	37	41,750	34,250	167	137	24	304
	89	David Maiolo	1		AUS	29	34	33	43	32	55	33	45	44,250	31,750	177	127	25	304
	90	Michal Moszoro	124		POL	32	56	35	49	33	34	35	43	45,500	33,750	182	135	25	317
	91	Bradley Craig	120		NZL	32	46	33	41	45	49	34	43	44,750	36,000	179	144	21	323
	92	Sam van Vliet	119		NZL	41	51	34	42	36	39	30	51	45,750	35,250	183	141	23	324

	93 Lloyd Griffin	6		AUS	31	44	43	53	28	47	39	41	46,250	35,250	185	141	27	326	
	94 Alex Neely	118		NZL	31	47	30	51	31	44	39	54	49,000	32,750	196	131	19	327	
	95 Peter Lanham	2		AUS	41	47	36	50	33	53	38	51	50,250	37,000	201	148	14	349	
	96 Mislav Bjazic	24		CRO	41	56	38	47	40	56	42	48	51,750	40,250	207	161	13	368	
	97 Dan Kozulins	5		AUS	41	57	39	54	34	53	38	58	55,500	38,000	222	152	12	374	
	98 Juraj Radovcic	25		CRO	47	46	46	56	44	55	36	57	53,500	43,250	214	173	22	387	
	99 Michael Collins	3		AUS	39	47	44	51	40	65	48	60	55,750	42,750	223	171	27	394	
	100 Ben Holmes	4		AUS	52	65	34	46	43	60	41	57	57,000	42,500	228	170	37	398	
	101 Mathieu Labrie	21		CAN	49	54	47	59	46	50	41	53	54,000	45,750	216	183	17	399	
	102 Igor Vlahovic	26		CRO	41	58	50	60	38	55	47	56	57,250	44,000	229	176	17	405	
	103 Xiaolong He	22		CHN	36	57	33	51	29	45			51,000	32,667	153	98	19	251	Did not finish
No image available	104 Ambulkar Piyush	70		IND									0,000	0,000	0	0	0	0	Did not start
No image available	104 Satish Patil Harsh	74		IND									0,000	0,000	0	0	0	0	Did not start
No image available	104 Antonio Carlos Falcao	20		BRA									0,000	0,000	0	0	0	0	Did not start
No image available	104 Arvind Lohar Ranjit	69		IND									0,000	0,000	0	0	0	0	Did not start
No image available	104 Amit Dhiman	75		IND									0,000	0,000	0	0	0	0	Did not start
No image available	104 Sahebrao Katkar Pawan	73		IND									0,000	0,000	0	0	0	0	Did not start
No image available	104 Kisanrao Phirke Abhijeet	71		IND									0,000	0,000	0	0	0	0	Did not start
No image available	104 Vinod Yeotikar Aakash	72		IND									0,000	0,000	0	0	0	0	Did not start



Women









Rank	Name	No	Country	F1	E2	F3	E4	F5	E6	F7	E8	E9	F10	FAvg	EAvg	FSum	ESum	Diff	Tot
	1 Melanie Hammerschmidt	63	 GER	29	22	28	20	31	24	25	21	23	26	27,800	22,000	139	110	10	249
	2 Karin Olsson	165	 SWE	29	20	28	24	25	20	33	21	22	28	28,600	21,400	143	107	12	250
	3 Eva Molnarova	35	 CZE	36	26	25	24	30	21	25	23	24	26	28,400	23,600	142	118	16	260
	4 Nicole Birkelbach	61	 GER	34	22	31	24	27	21	33	22	19	31	31,200	21,600	156	108	12	264
	5 Vanessa Peuker	64	 GER	32	26	31	21	28	22	30	22	22	31	30,400	22,600	152	113	9	265
	6 Alena Dolezelova	34	 CZE	37	19	30	23	28	20	36	21	21	30	32,200	20,800	161	104	13	265
	7 Lara Jehle	18	 AUT	33	22	30	21	27	20	31	20	27	34	31,000	22,000	155	110	14	265
	8 Jasmin Ehm	62	 GER	31	19	29	23	29	22	35	24	21	33	31,400	21,800	157	109	11	266
	9 Marielle Svensson	166	 SWE	30	25	31	23	32	20	30	22	23	31	30,800	22,600	154	113	7	267
Cut - 9 players + players with same result continues after round 8																			
	10 Yvonne Trachsel	146	 SUI	34	22	29	23	30	24	32	21			31,250	22,500	125	90	8	215
	11 Katerina Tietzova	37	 CZE	30	24	27	25	34	24	28	23			29,750	24,000	119	96	9	215
	12 Rebecca Weber	147	 SUI	30	22	29	24	32	25	31	23			30,500	23,500	122	94	6	216
	13 Jasmin Hansson	163	 SWE	33	24	31	22	29	25	33	22			31,500	23,250	126	93	7	219
	14 Maja Wicki	148	 SUI	33	26	30	24	33	23	28	22			31,000	23,750	124	95	9	219
	15 Laura Fogh Henriksen	38	 DEN	30	23	34	26	27	26	32	22			30,750	24,250	123	97	11	220
	16 Yana Lazareva	135	 RUS	31	24	42	23	26	25	28	22			31,750	23,500	127	94	19	221
	17 Natasja Kolsteren	112	 NED	39	21	30	22	31	25	32	23			33,000	22,750	132	91	13	223
	18 Sandra Kungsman	164	 SWE	39	25	27	22	29	24	29	28			31,000	24,750	124	99	18	223
	19 Ilona de Kok	111	 NED	39	23	30	24	32	25	31	22			33,000	23,500	132	94	12	226
	20 Karin Heschl	17	 AUT	36	22	35	23	30	23	31	27			33,000	23,750	132	95	11	227
	21 Melanie Schwarz	19	 AUT	37	25	32	23	30	27	33	23			33,000	24,500	132	98	11	230
	22 Silvia Bandera	88	 ITA	40	24	34	24	29	24	30	25			33,250	24,250	133	97	12	230
	23 Greta Wedman	52	 FIN	34	28	33	25	31	25	30	25			32,000	25,750	128	103	7	231
	24 Jennifer Helm	16	 AUT	34	26	29	25	33	28	34	23			32,500	25,500	130	102	10	232
	25 Polina Mogilevskaya	136	 RUS	37	26	29	24	32	29	32	24			32,500	25,750	130	103	13	233
	26 Anna Bandera	87	 ITA	34	22	34	23	32	21	39	28			34,750	23,500	139	94	14	233
	27 Mirva Juhola	51	 FIN	41	26	29	32	30	21	32	24			33,000	25,750	132	103	23	235
	28 Antonella Flamini	89	 ITA	36	24	32	25	35	25	35	28			34,500	25,500	138	102	8	240









		29	Elena Sukonnikova	137	 RUS	35	28	32	27	35	27	31	26	33,250	27,000	133	108	6	241	
		30	Anja Derks	114	 NED	34	24	39	25	41	24	28	26	35,500	24,750	142	99	15	241	
		31	Ema Nadaska	36	 CZE	38	26	40	25	28	24	38	23	36,000	24,500	144	98	15	242	
		32	Paola Tecchio	90	 ITA	38	25	34	26	34	21	39	27	36,250	24,750	145	99	11	244	
		33	Ida Hiltunen	50	 FIN	36	28	33	25	40	25	37	24	36,500	25,500	146	102	11	248	
		34	Daniela Pfister	145	 SUI	46	26	35	25	31	24	37	25	37,250	25,000	149	100	17	249	
		35	Paulien Jasper	113	 NED	40	26	32	24	39	27	38	27	37,250	26,000	149	104	11	253	
		36	Madara Ambrena	101	 LAT	42	33	32	25	36	27	36	24	36,500	27,250	146	109	19	255	
		37	Yuki Koshimura	95	 JAP	35	27	41	27	38	25	35	30	37,250	27,250	149	109	11	258	
		38	Evelina Brikmane	102	 LAT	40	29	49	26	34	24	37	25	40,000	26,000	160	104	20	264	
		39	Ildiko Kincses	66	 HUN	42	27	38	26	39	30	43	24	40,500	26,750	162	107	11	269	
		40	Seiko Kato	94	 JAP	41	32	35	29	38	26	39	30	38,250	29,250	153	117	12	270	
		41	Kristiana Kirska	103	 LAT	47	25	38	28	52	27	37	25	43,500	26,250	174	105	18	279	
		42	Olesya Fokina	134	 RUS	41	30	42	27	33	31	46	31	40,500	29,750	162	119	17	281	
		43	Dora Kuchta	67	 HUN	51	32	36	31	38	36	37	32	40,500	32,750	162	131	20	293	
		44	Riyoko Fujiwara	93	 JAP	41	29	43	34	41	36	49	30	43,500	32,250	174	129	15	303	
		45	Erika Takashima	96	 JAP	47	29	49	31	44	32	57	30	49,250	30,500	197	122	16	319	
		46	Tamara Lear	123	 NZL	52	38	49	39	50	34	54	38	51,250	37,250	205	149	10	354	
		47	Lucy Giesen	121	 NZL	56	40	44	37	53	35	57	33	52,500	36,250	210	145	20	355	
		48	Abbey Greenwood	122	 NZL	48	42	46	43	61	42	52	35	51,750	40,500	207	162	23	369	
		49	Belinda August	7	 AUS	46	54	55	53	50	44	69	56	55,000	51,750	220	207	35	427	
		50	Tünde Lantos	68	 HUN	67	49	70	36	63	41	65	46	66,250	43,000	265	172	20	437	
		51	Genelle Griffin	8	 AUS	59	55	56	46	64	43	60	54	59,750	49,500	239	198	20	437	
		52	Satish Patil Vaishali	76	 IND									0,000	0,000	0	0	0	0	Did not start
		52	Monika Singh	79	 IND									0,000	0,000	0	0	0	0	Did not start
		52	Darshana Yeotikar	77	 IND									0,000	0,000	0	0	0	0	Did not start
		52	Diksha Manjhu	78	 IND									0,000	0,000	0	0	0	0	Did not start









TEAMS


National Teams Men








Rank	Team	R1	R2	R3	R4	R5	R6	Avg	Total
1	 Germany	131	182	123	164	123	160	24,528	883
2	 Czech Republic	136	177	136	170	126	159	25,111	904
3	 Switzerland	132	170	133	169	134	171	25,250	909
4	 Sweden	141	176	127	169	126	173	25,333	912
5	 Austria	150	175	131	183	131	179	26,361	949
6	 Russia	144	181	147	182	144	175	27,028	973
7	 Italy	143	188	141	192	140	182	27,389	986
8	 Slovakia	147	195	138	188	133	185	27,389	986
9	 Netherlands	141	196	144	179	149	191	27,778	1000
10	 Finland	151	199	144	184	150	187	28,194	1015
11	 New Zealand	200	260	185	243	199	252	37,194	1339
12	 Australia	233	294	229	297	210	333	44,333	1596









1  Germany (0 substitutions)		No	R1	R2	R3	R4	R5	R6	FAvg	EAvG	Total
	Alexander Geist	55	22	27	20	29	22	29	27,400	21,800	149
	Dennis Kapke	57	20	29	22	25	20	25	27,200	21,000	141
	Sascha Spreier	60	23	31	20	29	21	27	29,000	21,500	151
	Sebastian Piekorz	59	23	32	19	31	19	29	31,250	20,750	153
	Walter Erlbruch	54	23	30	21	25	20	27	26,800	22,000	146
	Marcel Noack	58	20	33	21	25	21	23	27,400	20,800	143
	Sebastian Heine	56									
			131	182	123	164	123	160	24,528		883








2  Czech Republic (0 substitutions)		No	R1	R2	R3	R4	R5	R6	FAvg	EAvG	Total
	Karel Molnar	30	25	31	25	27	21	25	28,000	22,000	154
	Marek Smejkal	31	21	31	19	28	22	32	28,800	20,600	153
	Ivan Macho	28	20	30	25	28	19	28	27,400	21,600	150
	Zdenek Majkus	29	22	30	22	30	20	24	27,800	21,200	148
	Marian Strasko	32	24	30	21	24	22	25	26,800	23,400	146
	Martin Jecny	27	24	25	24	33	22	25	27,600	21,800	153
	Ondrej Skaloud	33									
			136	177	136	170	126	159	25,111		904






3  Switzerland (0 substitutions)		No	R1	R2	R3	R4	R5	R6	FAvg	EAvG	Total
	Kai Lödding	139	23	32	22	29	20	28	30,500	22,000	154
	Daniel Moser	141	22	28	22	25	25	27	28,500	22,250	149
	Jan Anderegg	138	24	27	20	32	23	32	29,750	22,000	158
	Raphael Wietlisbach	144	20	28	25	32	21	28	28,500	23,000	154
	Omar Maggi	140	21	30	23	25	23	33	29,250	23,250	155
	Reto Sommer	143	22	25	21	26	22	23	27,200	21,000	139
	Michel Pfister	142									
			132	170	133	169	134	171	25,250		909

4  Sweden (1 substitute)		No	R1	R2	R3	R4	R5	R6	FAvg	EAvG	Total
---	--	----	----	----	----	----	----	----	------	------	-------








	Filip Johansson	159	23	30	22	31	25	0	28,750	23,250	131
	Andreas Cederholm	156	24	29	19	25	20	30	27,800	21,800	147
	Sebastian Ekängen	158	21	30	21	30	18	29	29,200	20,800	149
	Fredrik Persson	161	24	30	22	29	23	27	26,600	21,400	155
	Ulf Kristiansson	160	24	30	23	26	20	29	28,750	23,000	152
	Dan Trulsson	162	25	27	20	28	20	32	29,000	21,500	152
	Alexander Dahlstedt	157						26	26,400	21,200	26
			141	176	127	169	126	173	25,333		912








5  Austria (1 substitute)		No	R1	R2	R3	R4	R5	R6	FAvg	EAvg	Total
	Mathias Jagschitz	11	26	29	22	33	22	31	31,000	23,500	163
	Manfred Lindmayr	12	27	34	20	30	15	0	31,000	24,500	111
	Rupert Westenthaler	15	24	31	20	29	23	26	28,250	22,750	153
	Heinz Weber	14	28	26	21	30	21	35	29,750	23,250	161
	Fabian Spies	13	22	28	22	30	20	29	29,500	22,250	151
	Christian Gobetz	10	23	27	26	26	21	25	27,200	22,800	148
	Kevin Feuchtl	9				5	8	1	28,500	23,750	62
			150	175	131	183	131	179	26,361		949

6  Russia (0 substitutions)		No	R1	R2	R3	R4	R5	R6	FAvg	EAvg	Total
	Sergey Chernitsyn	128	26	32	25	34	29	32	33,750	27,000	178
	Vasily Chmut	129	24	32	24	34	24	33	31,750	24,000	171
	Igor Pantelimonov	132	20	28	25	28	21	26	28,600	21,400	148
	Timur Ramazanov	133	26	26	28	26	24	29	28,000	25,250	159
	Nikolai Nagornov	131	25	31	23	29	22	30	30,000	23,500	160
	Georgy Lazarev	130	23	32	22	31	24	25	29,000	22,750	157
			144	181	147	182	144	175	27,028		973










7  Italy (1 substitute)		No	R1	R2	R3	R4	R5	R6	FAvg	EAvg	Total	
	Paolo Porta	84	25	31	25	26	21	29	30,250	23,250	157	
	Fabian Schupfer	86	24	33	23	38	20	13	0	34,750	24,250	138
	Andreas Dall'Acqua	80	19	36	26	28	27	32	31,750	24,500	168	
	Cristian Pinton	83	25	29	22	33	20	33	31,000	22,000	162	

151 199 144 184 150 187 28,194 1015






11  New Zealand (0 substitutions)		No	R1	R2	R3	R4	R5	R6	FAvg	EAvg	Total
	Jacques van Zyl	115	32	44	29	32	29	48	43,250	29,250	214
	Bradley Craig	120	32	46	33	41	45	49	44,750	36,000	246
	Sam van Vliet	119	41	51	34	42	36	39	45,750	35,250	243
	Alex Neely	118	31	47	30	51	31	44	49,000	32,750	234
	Kris Vine	116	34	41	34	42	30	40	41,250	32,750	221
	Cameron Couper	117	30	31	25	35	28	32	33,500	28,000	181
		200	260	185	243	199	252		37,194		1339






12  Australia (0 substitutions)		No	R1	R2	R3	R4	R5	R6	FAvg	EAvg	Total
	Peter Lanham	2	41	47	36	50	33	53	50,250	37,000	260
	Michael Collins	3	39	47	44	51	40	65	55,750	42,750	286
	Dan Kozulins	5	41	57	39	54	34	53	55,500	38,000	278
	Lloyd Griffin	6	31	44	43	53	28	47	46,250	35,250	246
	Ben Holmes	4	52	65	34	46	43	60	57,000	42,500	300
	David Maiolo	1	29	34	33	43	32	55	44,250	31,750	226
		233	294	229	297	210	333		44,333		1596






[Women](#) | [Men](#) | [Teams - National Teams Men](#) | [Teams - National Teams Women](#) | [Penalties](#) | [Straight list](#) | [Lane statistics](#) | [Teams statistics](#) | [Most aces in a row](#)






TEAMS									
National Teams Women									
Rank	Team	R1	R2	R3	R4	R5	R6	Avg	Total
1	 Germany	97	67	91	68	84	65	26,222	472
2	 Sweden	98	70	86	69	86	64	26,278	473
3	 Czech Republic	103	69	82	72	92	65	26,833	483
4	 Switzerland	97	70	88	71	95	72	27,389	493
5	 Austria	106	69	97	67	87	70	27,556	496
6	 Italy	112	71	102	73	95	66	28,833	519
7	 Netherlands	112	68	99	71	104	74	29,333	528
8	 Russia	103	78	103	74	93	81	29,556	532
9	 Finland	111	82	95	82	101	71	30,111	542






10	 Latvia	129	87	119	79	122	78	34,111	614
11	 Japan	117	88	119	90	117	87	34,333	618
12	 Hungary	160	108	144	93	140	107	41,778	752
13	 New Zealand	156	120	139	119	164	111	44,944	809






	1 Germany (0 substitutions)	No	R1	R2	R3	R4	R5	R6	FAvg	EAvg	Total
	 Jasmin Ehm	62	31	19	29	23	29	22	31,400	21,800	153
	 Vanessa Peucker	64	32	26	31	21	28	22	30,400	22,600	160
	 Nicole Birkelbach	61	34	22	31	24	27	21	31,200	21,600	159
	 Melanie Hammerschmidt	63									
			97	67	91	68	84	65	26,222		472






	2 Sweden (0 substitutions)	No	R1	R2	R3	R4	R5	R6	FAvg	EAvg	Total
	 Sandra Kungsman	164	39	25	27	22	29	24	31,000	24,750	166
	 Marielle Svensson	166	30	25	31	23	32	20	30,800	22,600	161
	 Karin Olsson	165	29	20	28	24	25	20	28,600	21,400	146
	 Jasmin Hansson	163									
			98	70	86	69	86	64	26,278		473






	3 Czech Republic (0 substitutions)	No	R1	R2	R3	R4	R5	R6	FAvg	EAvg	Total
	 Eva Molnarova	35	36	26	25	24	30	21	28,400	23,600	162
	 Katerina Tietzova	37	30	24	27	25	34	24	29,750	24,000	164
	 Alena Dolezelova	34	37	19	30	23	28	20	32,200	20,800	157
	 Ema Nadaska	36									
			103	69	82	72	92	65	26,833		483





	4 Switzerland (0 substitutions)	No	R1	R2	R3	R4	R5	R6	FAvg	EAvg	Total
	 Yvonne Trachsel	146	34	22	29	23	30	24	31,250	22,500	162
	 Rebecca Weber	147	30	22	29	24	32	25	30,500	23,500	162
	 Maja Wicki	148	33	26	30	24	33	23	31,000	23,750	169
	 Daniela Pfister	145									
			97	70	88	71	95	72	27,389		493





5  Austria (0 substitutions)		No	R1	R2	R3	R4	R5	R6	FAvg	EAvg	Total
	Melanie Schwarz	19	37	25	32	23	30	27	33,000	24,500	174
	Karin Heschl	17	36	22	35	23	30	23	33,000	23,750	169
	Lara Jehle	18	33	22	30	21	27	20	31,000	22,000	153
	Jennifer Helm	16									
			106	69	97	67	87	70	27,556		496






6  Italy (0 substitutions)		No	R1	R2	R3	R4	R5	R6	FAvg	EAvg	Total
	Paola Tecchio	90	38	25	34	26	34	21	36,250	24,750	178
	Silvia Bandera	88	40	24	34	24	29	24	33,250	24,250	175
	Anna Bandera	87	34	22	34	23	32	21	34,750	23,500	166
	Antonella Flamini	89									
			112	71	102	73	95	66	28,833		519





7  Netherlands (0 substitutions)		No	R1	R2	R3	R4	R5	R6	FAvg	EAvg	Total
	Anja Derks	114	34	24	39	25	41	24	35,500	24,750	187
	Natasja Kolsteren	112	39	21	30	22	31	25	33,000	22,750	168
	Ilona de Kok	111	39	23	30	24	32	25	33,000	23,500	173
	Paulien Jasper	113									
			112	68	99	71	104	74	29,333		528





8  Russia (0 substitutions)		No	R1	R2	R3	R4	R5	R6	FAvg	EAvg	Total
	Elena Sukonnikova	137	35	28	32	27	35	27	33,250	27,000	184
	Polina Mogilevskaya	136	37	26	29	24	32	29	32,500	25,750	177
	Yana Lazareva	135	31	24	42	23	26	25	31,750	23,500	171
	Olesya Fokina	134									
			103	78	103	74	93	81	29,556		532

9  Finland (0 substitutions)		No	R1	R2	R3	R4	R5	R6	FAvg	EAvg	Total
	Greta Wedman	52	34	28	33	25	31	25	32,000	25,750	176
	Ida Hiltunen	50	36	28	33	25	40	25	36,500	25,500	187
	Mirva Juhola	51	41	26	29	32	30	21	33,000	25,750	179
			111	82	95	82	101	71	30,111		542

10  Latvia (0 substitutions)		No	R1	R2	R3	R4	R5	R6	FAvg	EAvg	Total
	Evelina Brikmane	102	40	29	49	26	34	24	40,000	26,000	202
	Madara Ambrena	101	42	33	32	25	36	27	36,500	27,250	195
	Kristiana Kirsas	103	47	25	38	28	52	27	43,500	26,250	217
		129	87	119	79	122	78		34,111		614

11  Japan (0 substitutions)		No	R1	R2	R3	R4	R5	R6	FAvg	EAvg	Total
	Seiko Kato	94	41	32	35	29	38	26	38,250	29,250	201
	Riyoko Fujiwara	93	41	29	43	34	41	36	43,500	32,250	224
	Yuki Koshimura	95	35	27	41	27	38	25	37,250	27,250	193
	Erika Takashima	96									
		117	88	119	90	117	87		34,333		618

12  Hungary (0 substitutions)		No	R1	R2	R3	R4	R5	R6	FAvg	EAvg	Total
	Ildiko Kincses	66	42	27	38	26	39	30	40,500	26,750	202
	Dora Kuchta	67	51	32	36	31	38	36	40,500	32,750	224
	Tünde Lantos	68	67	49	70	36	63	41	66,250	43,000	326
		160	108	144	93	140	107		41,778		752

13  New Zealand (0 substitutions)		No	R1	R2	R3	R4	R5	R6	FAvg	EAvg	Total
	Lucy Giesen	121	56	40	44	37	53	35	52,500	36,250	265
	Abbey Greenwood	122	48	42	46	43	61	42	51,750	40,500	282
	Tamara Lear	123	52	38	49	39	50	34	51,250	37,250	262
		156	120	139	119	164	111		44,944		809