

Open Minigolf World Championships for Seniors - Strokeplay



Strokeplay



TOURNAMENT INFO

SUDDEN DEATH

Female Senior for Matchplay rank 16

Joy Wielink-Pol (NED) wins on lane 3 against Antonella Flamini (ITA) and Seija Björk (FIN)

Male Senior for Matchplay rank 32


























































Adriano Steiner (AUT) wins on lane 2 against Stefan Viberg (SWE)

Livestream Team Finals

Livestream Strokeplay Final

Matchplay.

Female Senior

Rank	Name	No	Country	E1	F2	E3	F4	F5	E6	F7	E8	E9	F10	E11	F12	FAvg	EAvg	FSum	ESum	Dif	Tot
	1 Alice Kobisch	108	 GER	26	27	22	30	24	23	26	24	22	27	23	30	27,333	23,333	164	140	10	304
	2 Alexandra von dem Knesebeck	107	 GER	22	32	22	30	24	21	30	22	25	26	21	32	29,000	22,167	174	133	12	307
	3 Claudia Schuster	157	 AUT	23	31	24	33	25	21	36	26	22	26	24	31	30,333	23,333	182	140	16	322
	4 Nicole Warnecke	109	 GER	25	29	24	30	27	27	32	25	26	30	22	30	29,667	24,833	178	149	10	327
	5 Lenka Doleželová	259	 CZE	24	26	23	32	29	31	29	24	22	27	25	35	29,667	24,833	178	149	18	327
	6 Natasja Kolsteren	410	 NED	25	29	26	31	31	23	29	24	24	35	21	34	31,500	23,833	189	143	11	332
	7 Gerlinde Krämer	159	 AUT	25	36	21	31	30	26	38	20	21	28	23	33	32,667	22,667	196	136	16	332
	8 Annelie Lundell	508	 SWE	22	29	26	32	36	26	30	23	22	30	25	34	31,833	24,000	191	144	11	335
	9 Eva Kadlecová	258	 CZE	22	31	22	37	32	24	29	22	27	34	25	31	32,333	23,667	194	142	13	336
Cut final round / Strokeplay - 9 players + players with same result continue after round 10																					
	10 Johanna Knotzer	160	 AUT	22	28	25	36	31	25	36	24	28	28			31,800	24,800	159	124	14	283
	11 Susanne Bremicker	110	 GER	30	34	22	34	32	20	33	24	26	29			32,400	24,400	162	122	15	284
	12 Petra Vosmiková	260	 CZE	27	36	25	30	31	26	30	25	24	37			32,800	25,400	164	127	10	291
	13 Claudia Anderegg	558	 SUI	23	29	23	38	37	22	35	23	27	34			34,600	23,600	173	118	14	291
	14 Eva Reiländer	158	 AUT	25	41	25	34	31	23	28	23	25	36			34,000	24,200	170	121	15	291
	15 Carina Smeds	305	 FIN	25	28	23	37	32	29	33	22	26	36			33,200	25,000	166	125	16	291
	16 Joy Wielink-Pol	408	 NED	27	34	25	32	32	28	31	27	24	32			32,200	26,200	161	131	7	292
Cut Matchplay - 16 players continue after round 10																					
	17 Antonella Flamini	358	 ITA	27	39	26	35	29	26	33	22	24	31			33,400	25,000	167	125	15	292
	18 Seija Björk	308	 FIN	27	29	26	41	31	24	32	28	23	31			32,800	25,600	164	128	17	292
	19 Ingela Eriksson	510	 SWE	28	35	25	31	35	25	34	24	24	32			33,400	25,200	167	126	8	293
	20 Dingina Dissel	407	 NED	25	38	27	27	35	30	32	28	25	26			31,600	27,000	158	135	17	293
	21 Marianne Groenendijk	409	 NED	27	42	22	32	29	27	32	28	29	28			32,600	26,600	163	133	21	296
	22 Susanne Goglione	559	 SUI	32	31	25	33	33	27	35	25	25	35			33,400	26,800	167	134	11	301
	23 Dagmar Hirschmannová	257	 CZE	28	38	27	36	29	19	39	27	26	36			35,600	25,400	178	127	19	305
	24 Anni Rotzer	557	 SUI	26	36	26	40	37	26	34	25	24	32			35,800	25,400	179	127	10	306
	25 Birgitta Malmgren	509	 SWE	24	36	33	34	33	30	33	26	25	34			34,000	27,600	170	138	12	308
	26 Anna Maria Tiziana Chiaravalli	357	 ITA	29	33	25	41	35	28	34	29	25	29			34,400	27,200	172	136	16	308
	27 Agneta Harrysson	507	 SWE	27	39	29	39	34	25	38	28	26	29			35,800	27,000	179	135	14	314
	28 Greta Janssens	209	 BEL	21	38	24	37	40	28	38	24	28	38			38,200	25,000	191	125	10	316
	29 Morena Nardin	359	 ITA	30	37	26	38	34	28	35	24	20	46			38,000	25,600	190	128	22	318
	30 Nina Mustonen	307	 FIN	28	36	32	40	34	30	32	28	26	39			36,200	28,800	181	144	14	325
	31 Vanda Kupcová	457	 SVK	25	43	26	35	41	29	37	27	24	41			39,400	26,200	197	131	13	328
	32 Beatrice Jacob	208	 BEL	29	44	32	41	36	28	38	33	28	37			39,200	30,000	196	150	13	346
	33 Chayuda Inpheng	210	 BEL	33	39	27	41	32	38	41	33	32	42			39,000	32,600	195	163	21	358
	34 Anne Hosselet	207	 BEL	28	50	32	38	43	33	41	31	31	50			44,400	31,000	222	155	17	377

Male Senior

Rank	Name	No	Country	F1	E2	F3	E4	E5	F6	E7	F8	F9	E10	E11	F12	FAvg	EAvg	FSum	ESum	Diff	Tot
	1 Heinz Weber	153	 AUT	24	23	26	23	20	27	20	24	25	22	23	27	25,500	21,833	153	131	6	284
	2 Roman Kobisch	104	 GER	31	22	22	19	23	26	22	24	23	24	23	27	25,500	22,167	153	133	14	286
	3 Tim Clasen	106	 GER	24	23	22	23	20	27	22	28	28	22	21	30	26,500	21,833	159	131	11	290
	4 Michael Neuland	102	 GER	28	22	31	21	23	24	20	26	25	22	21	30	27,333	21,500	164	129	10	293
	5 Markus Janßen	101	 GER	25	21	37	20	23	28	20	27	25	20	21	26	28,000	20,833	168	125	15	293
	6 Stefan Björk	505	 SWE	27	22	24	22	23	29	20	29	22	23	21	32	27,167	21,833	163	131	13	294
	7 Markus Bündenbender	100	 GER	26	22	30	23	26	29	22	24	25	21	22	27	26,833	22,667	161	136	11	297
	8 Bernd Gaida	152	 AUT	28	22	28	21	26	27	24	27	28	20	22	25	27,167	22,500	163	135	9	298
	9 Robert Hahn	103	 GER	26	21	27	22	20	30	24	30	27	23	23	26	27,667	22,167	166	133	8	299
	10 Daniel Ågren	500	 SWE	24	25	25	20	25	26	21	26	30	25	24	30	26,833	23,333	161	140	11	301
	11 David Bílek	251	 CZE	30	24	25	23	22	27	25	26	25	22	25	28	26,833	23,500	161	141	8	302
	12 Maurizio Palmiro Zini	354	 ITA	30	20	27	22	24	30	26	28	26	20	24	25	27,667	22,667	166	136	11	302
	13 Magnus Westerberg	502	 SWE	27	25	28	19	23	27	22	28	28	24	23	30	28,000	22,667	168	136	9	304
	14 Stanislav Staněk	256	 CZE	29	24	28	21	21	27	26	27	25	25	23	29	27,500	23,333	165	140	9	305
	15 Rudi Giroladini	356	 ITA	29	22	30	22	22	28	24	26	26	23	24	30	28,167	22,833	169	137	6	306
	16 Anton Wechselberger	151	 AUT	27	21	28	20	24	31	23	28	29	22	23	31	29,000	22,167	174	133	8	307
	17 Alexander Jasper	400	 NED	29	23	28	23	22	29	24	30	25	20	23	37	29,667	22,500	178	135	16	313
Cut final round / Strokeplay - 15 players + players with same result continue after round 10																					
	18 Martin Lundell	503	 SWE	27	23	32	25	23	28	22	25	28	21			28,000	22,800	140	114	11	254
	19 Stefan Müller	105	 GER	27	24	32	22	23	26	22	27	25	26			27,400	23,400	137	117	11	254
	20 Magnus Mårtensson	501	 SWE	29	24	29	22	24	28	24	26	29	22			28,200	23,200	141	116	5	257
	21 Kamil Rous	255	 CZE	26	24	33	22	22	27	22	31	27	25			28,800	23,000	144	115	10	259
	22 Herbert Ziegler	154	 AUT	36	23	33	20	21	27	21	26	30	22			30,400	21,400	152	107	13	259
	23 Josef Vozár	254	 CZE	25	23	36	21	25	30	22	31	25	24			29,400	23,000	147	115	15	262
	24 Klaus Grünbacher	155	 AUT	29	24	34	25	22	35	20	25	27	21			30,000	22,400	150	112	15	262
	25 Marko Nuotio	304	 FIN	32	24	27	22	23	29	20	32	31	23			30,200	22,400	151	112	9	263
	26 Ján Tolarovič	452	 SVK	31	26	30	22	25	27	25	31	26	21			29,000	23,800	145	119	10	264
	27 Roland Brunello	355	 ITA	26	26	29	24	24	28	22	32	26	27			28,200	24,600	141	123	11	264
	28 Steven Steiger	406	 NED	30	22	27	23	22	35	24	29	30	23			30,200	22,800	151	114	10	265
	29 Jan Metyš	252	 CZE	32	22	32	24	22	25	19	36	33	21			31,600	21,600	158	108	16	266
	30 Hans Verkooijen	403	 NED	30	23	30	21	25	30	23	29	34	23			30,600	23,000	153	115	9	268
	31 Alexander Lang	350	 ITA	30	22	32	25	25	30	22	34	25	23			30,200	23,400	151	117	12	268
	32 Adriano Steiner	150	 AUT	27	26	33	23	24	30	22	32	31	21			30,600	23,200	153	116	11	269
Cut Matchplay - 32 players continue after round 10																					
	33 Stefan Viberg	506	SWE	36	25	27	23	23	27	25	28	28	27			29,200	24,600	146	123	13	269
	34 Igor Qualich	450	SVK	33	21	32	22	24	31	22	31	32	22			31,800	22,200	159	111	5	270
	35 Ewald Locher	550	SUI	28	22	30	27	25	31	24	27	33	23			29,800	24,200	149	121	11	270
	36 Patrik Eliasson	504	SWE	33	25	29	25	26	30	23	30	29	21			30,200	24,000	151	120	9	271
	37 Wolfgang Wagner	156	AUT	33	24	31	24	26	32	24	28	27	23			30,200	24,200	151	121	9	272
	38 Roger Anderegg	556	SUI	28	25	24	29	25	30	28	28	29	27			27,800	26,800	139	134	10	273
	39 Jori Pasanen	301	FIN	30	24	33	24	23	34	26	32	27	21			31,200	23,600	156	118	12	274
	40 Jaroslav Řehák	253	CZE	30	23	32	26	24	33	20	31	30	27			31,200	24,000	156	120	10	276
	41 Ruud Slappendel	405	NED	32	22	30	28	24	38	23	29	30	22			31,800	23,800	159	119	15	278
	42 Ingo Schoppe	552	SUI	32	24	32	28	24	28	29	30	29	24			30,200	25,800	151	129	9	280
	43 Ari Ahrenberg	300	FIN	31	23	36	24	24	34	26	34	29	21			32,800	23,600	164	118	12	282
	44 Jean-Luc Nihoul	203	BEL	33	27	36	25	25	27	23	34	27	25			31,400	25,000	157	125	13	282
	45 Dieter Kaufmann	351	ITA	35	24	32	24	27	29	24	30	31	27			31,400	25,200	157	126	9	283
	46 Gino Ferri	352	ITA	34	27	28	27	24	27	27	38	28	23			31,000	25,600	155	128	15	283
	47 Bohumil Pokorný	250	CZE	31	22	35	26	26	26	26	38	29	25			31,800	25,000	159	125	16	284
	48 Luca Gavazzi	353	ITA	42	23	32	26	20	36	20	27	31	27								

	52	Frits Zwaal	404		NED	32	21	44	24	25	28	23	36	32	23	34,400	23,200	172	116	20	288	
	53	Pierre Köstinger	555		SUI	25	27	34	24	25	34	28	34	29	30	31,200	26,800	156	134	15	290	
	54	Milan Pätoprstý	453		SVK	31	24	30	23	29	35	27	33	33	26	32,400	25,800	162	129	11	291	
	55	René Šimanský	455		SVK	37	24	34	25	24	31	24	34	43	26	35,800	24,600	179	123	14	302	
	56	Thierry Cappe	206		BEL	38	29	40	23	23	34	22	30	37	27	35,800	24,800	179	124	17	303	
	57	Harald Bentlage	551		SUI	34	28	43	28	26	34	25	35	29	26	35,000	26,600	175	133	17	308	
	58	Juha-Petri Kujansuu	302		FIN	39	29	32	29	25	31	29	34	36	29	34,400	28,200	172	141	12	313	
	59	Jean Pierre Jacob	202		BEL	38	25	37	30	31	36	24	30	34	29	35,000	27,800	175	139	15	314	
	60	Štefan Buchcár	456		SVK	35	24	41	25	29	36	23	44	38	25	38,800	25,200	194	126	15	320	
	61	Miroslav Chmelka	454		SVK	33	33	34	30	28	37	24	40	35	26	35,800	28,200	179	141	16	320	
	62	Erwin Hansen	200		BEL	38	27	34	27	23	44	29	41	36	25	38,600	26,200	193	131	16	324	
	63	Raymond Leemans	205		BEL	38	26	36	29	27	37	28	35	41	31	37,400	28,200	187	141	11	328	
	64	Pascal de Roeck	204		BEL	37	24	43	27	32	32	32	42	44	32	39,600	29,400	198	147	20	345	
	65	Jyri Rantanen	303		FIN	50	31	40	26	32	35	24	37	40	33	40,400	29,200	202	146	24	348	
	66	Fabrice Wilms	201		BEL	48	27	36	30	30	37	30	45	40	27	41,200	28,800	206	144	15	350	
	67	André van Vliet	401		NED	28	26	32	25	31	35	29				31,667	27,750	95	111	13	206	Did not finish

Teams










Female Senior
















































Rank	Team	R1	R2	R3	R4	R5	R6	R7	R8	Avg	Total
1	Germany	73	88	68	90	75	71	88	71	26,000	624
2	Austria	70	95	70	100	86	72	110	70	28,042	673
3	Czech Republic	79	100	75	99	92	81	88	71	28,542	685
4	Netherlands	77	101	78	90	98	81	92	79	29,000	696
5	Sweden	77	103	80	102	105	76	102	75	30,000	720
6	Switzerland	81	96	74	111	107	75	104	73	30,042	721
7	Finland	80	93	81	118	97	83	97	78	30,292	727
8	Italy	86	109	77	114	98	82	102	75	30,958	743
9	Belgium	83	121	83	119	108	94	117	90	33,958	815



























Teams

Male Senior

Rank	Team	R1	R2	R3	R4	R5	R6	R7	R8	Avg	Total
1	 Germany	160	131	169	128	135	164	130	159	24,500	1176
2	 Sweden	170	144	165	131	141	165	134	161	25,229	1211
3	 Austria	171	139	182	132	137	177	130	162	25,625	1230
4	 Czech Republic	173	139	189	137	138	162	140	189	26,396	1267
5	 Italy	192	137	182	143	142	181	138	177	26,917	1292
6	 Netherlands	185	141	192	142	156	186	147	177	27,625	1326
7	 Switzerland	182	153	202	157	151	187	156	191	28,729	1379
8	 Slovakia	200	152	201	147	159	197	145	213	29,458	1414
9	 Belgium	232	160	225	161	160	211	164	227	32,083	1540

1  Germany (0 substitutions)													
	Tim Clasen	No	R1	R2	R3	R4	R5	R6	R7	R8	FAvg	EAvg	Total
	Markus Büttenbender	106	24	23	22	23	20	27	22	28	25,250	22,000	189
	Robert Hahn	100	26	22	30	23	26	29	22	24	27,250	23,250	202
	Michael Neuland	103	26	21	27	22	20	30	24	30	28,250	21,750	200
	Roman Kobisch	102	28	22	31	21	23	24	20	26	27,250	21,500	195
	Markus Janßen	104	31	22	22	19	23	26	22	24	25,750	21,500	189
	Stefan Müller	101	25	21	37	20	23	28	20	27	29,250	21,000	201
		105											
		160	131	169	128	135	164	130	159		24,500		1176
2  Sweden (1 substitute)													
	Magnus Westerberg	No	R1	R2	R3	R4	R5	R6	R7	R8	FAvg	EAvg	Total
	Magnus Mårtensson	502	27	25	28	19	23	27	22	28	27,500	22,250	199
	Stefan Björk	501	29	24	29	22	24	28	24	26	28,000	23,500	206
	Martin Lundell	505	27	22	24	22	23	29	20	29	27,250	21,750	196
	Stefan Våberg	503	27	23	32	25	23	28	22	25	28,000	23,250	205
	Daniel Ågren	506	36	25	27	23	23	27	25	28	29,500	24,000	214
	Patrik Eliasson	500	24	25	25	20	25	26	21	24	25,250	22,750	190
		504								1	30,500	24,750	1
		170	144	165	131	141	165	134	161		25,229		1211
3  Austria (0 substitutions)													
	Bernd Gaida	No	R1	R2	R3	R4	R5	R6	R7	R8	FAvg	EAvg	Total
	Anton Wechselberger	152	28	22	28	21	26	27	24	27	27,500	23,250	203
	Klaus Grünbacher	151	27	21	28	20	24	31	23	28	28,500	22,000	202
	Herbert Ziegler	155	29	24	34	25	22	35	20	25	30,750	22,750	214
	Adriano Steiner	154	36	23	33	20	21	27	21	26	30,500	21,250	207
	Heinz Weber	150	27	26	33	23	24	30	22	32	30,500	23,750	217
	Wolfgang Wagner	153	24	23	26	23	20	27	20	24	25,250	21,500	187
		156											
		171	139	182	132	137	177	130	162		25,625		1230
4  Czech Republic (0 substitutions)													
	Josef Vozár	No	R1	R2	R3	R4	R5	R6	R7	R8	FAvg	EAvg	Total
	Bohumil Pokorný	254	25	23	36	21	25	30	22	31	30,500	22,750	213
	Jan Metyš	250	31	22	35	26	26	26	26	38	32,500	25,000	230
	David Bílek	252	32	22	32	24	22	25	19	36	31,250	21,750	212
	Stanislav Staněk	251	30	24	25	23	22	27	25	26	27,000	23,500	202
	Kamil Rous	256	29	24	28	21	21	27	26	27	27,750	23,000	203
	Jaroslav Řehák	255	26	24	33	22	22	27	22	31	29,250	22,500	207
		253											
		173	139	189	137	138	162	140	189		26,396		1267
5  Italy (0 substitutions)													
	Roland Brunello	No	R1	R2	R3	R4	R5	R6	R7	R8	FAvg	EAvg	Total
	Luca Gavazzi	355	26	26	29	24	24	28	22	32	28,750	24,000	211
	Alexander Lang	353	42	23	32	26	20	36	20	27	34,250	22,250	226
	Dieter Kaufmann	350	30	22	32	25	25	30	22	34	31,500	23,500	220
	Rudi Girol dini	351	35	24	32	24	27	29	24	30	31,500	24,750	225
	Maurizio Palmiro Zini	356	29	22	30	22	22	28	24	26	28,250	22,500	203
	Gino Ferri	354	30	20	27	22	24	30	26	28	28,750	23,000	207
		352											
		192	137	182	143	142	181	138	177		26,917		1292
6  Netherlands (1 substitute)													
	André van Vliet	No	R1	R2	R3	R4	R5	R6	R7	R8	FAvg	EAvg	Total
	Hans Broodbakker	401	28	26	32	25	31	35	23	15	31,667	27,750	200
	Hans Verkooyen	402	36	26	31	26	31	29	26	24	30,000	27,250	229
	Frits Zwaal	403	30	23	30	21	25	30	23	29	29,750	23,000	211
	Steven Stejger	404	32	21	44	24	25	28	23	36	35,000	23,250	233
	Alexander Jasper	406	30	22	27	23	22	35	24	29	30,250	22,750	212
		400	29	23	28	23	22	29	24	30	29,000	23,000	208

	Ruud Slappendel	405							43 i	29	32,250	24,250	33	
			185	141	192	142	156	186	147	177	27,625		1326	
7	 Switzerland (1 substitute)	No	R1	R2	R3	R4	R5	R6	R7	R8	FAvg	EAvg	Total	
		Ingo Schoppe	552	32	24	32	28	24	28	29	30	30,500	26,250	227
		Harald Bentlage	551	34	28	43 o						36,500	26,750	105
		Markus Stuecki	554	32	27	32	22	24	31	24	39	33,500	24,250	231
		Roger Anderegg	556	28	25	24	29	25	30	28	28	27,500	26,750	217
		Pierre Köstinger	555	25	27	34	24	25	34	28	34	31,750	26,000	231
		Jörg Wiedemeier	553	31	22	37	27	28	33	23	33	33,500	25,000	234
		Ewald Locher	550			i 27	25	31	24	27	29,000	24,500	134	
			182	153	202	157	151	187	156	191	28,729		1379	
8	 Slovakia (0 substitutions)	No	R1	R2	R3	R4	R5	R6	R7	R8	FAvg	EAvg	Total	
		Štefan Bucher	456	35	24	41	25	29	36	23	44	39,000	25,250	257
		Miroslav Chmelka	454	33	33	34	30	28	37	24	40	36,000	28,750	259
		Milan Pätoprstý	453	31	24	30	23	29	35	27	33	32,250	25,750	232
		René Šimanský	455	37	24	34	25	24	31	24	34	34,000	24,250	233
		Ján Tolarovič	452	31	26	30	22	25	27	25	31	29,750	24,500	217
		Igor Qualich	450	33	21	32	22	24	31	22	31	31,750	22,250	216
			200	152	201	147	159	197	145	213	29,458		1414	
9	 Belgium (0 substitutions)	No	R1	R2	R3	R4	R5	R6	R7	R8	FAvg	EAvg	Total	
		Pascal de Roeck	204	37	24	43	27	32	32	32	42	38,500	28,750	269
		Raymond Leemans	205	38	26	36	29	27	37	28	35	36,500	27,500	256
		Thierry Cappe	206	38	29	40	23	23	34	22	30	35,500	24,250	239
		Erwin Hansen	200	38	27	34	27	23	44	29	41	39,250	26,500	263
		Fabrice Wilms	201	48	27	36	30	30	37	30	45	41,500	29,250	283
		Jean-Luc Nihoul	203	33	27	36	25	25	27	23	34	32,500	25,000	230
		Jean Pierre Jacob	202											
			232	160	225	161	160	211	164	227	32,083		1540	

This tournament is administrated by [Bangolf Arena](#) version 2.18.7

WMF Gold Sponsors



Open Minigolf World Championships for Seniors



Matchplay














































125 Jahre
Stadt Herne
Viel Geschichte. Unsere Zukunft.

TOURNAMENT INFO

[Livestream](#)






















[Strokeplay](#)

Female Senior

		8 - part-final	R1	Quarter-final	R2	Semi-final	R3	Final	R4	Winner	
		 1 Alice Kobisch	6	 Alice Kobisch	4		5		6		
		 16 Joy Wielink-Pol	1								
		 8 Natasja Kolsteren	6	 Natasja Kolsteren	2						
		 9 Eva Kadlecová	5								
		 5 Nicole Warnecke	5	 Petra Vosmíková	2		5				
		 12 Petra Vosmíková	6								
		 4 Claudia Schuster	4	 Claudia Schuster	8						
		 13 Claudia Andereg	3								
		 3 Lenka Doleželová	2	 Eva Reiländer	3		2				
		 14 Eva Reiländer	5								
		 6 Annelie Lundell	0	 Susanne Bremicker	6						
		 11 Susanne Bremicker	5								
		 7 Gerlinde Krämer	5	 Gerlinde Krämer	3		5		1		
		 10 Johanna Knotzer	4								
		 2 Alexandra von dem Knesebeck	6	 Alexandra von dem Knesebeck	3						
		 15 Carina Smeds	1								
							3:rd - 4:th		3:rd		
							 Alice Kobisch		4		 Susanne Bremicker
							 Susanne Bremicker		5		

Male Senior

	16 - part-final	R1	8 - part-final	R2	Quarter-final	R3	Semi-final	R4	Final	R5	Winner
	1 Heinz Weber	6	Heinz Weber	5	Heinz Weber	2					Tim Clasen
	32 Adriano Steiner	3									
	16 Stanislav Staněk	6	Stanislav Staněk	3			David Bílek	6			
	17 Maurizio Palmiro Zini	1									
	9 David Bílek	4	David Bílek	3							
	24 Klaus Grünbacher	4									
	8 Markus Büdenbender	5	Markus Büdenbender	1	David Bílek	5					
	25 Marko Nuotio	2									
	5 Michael Neuland	9	Michael Neuland	1					David Bílek	3	
	28 Steven Steiger	1									
	12 Bernd Gaida	6	Bernd Gaida	5	Bernd Gaida	3					
	21 Kamil Rous	1									
	13 Rudi Giroidini	7	Rudi Giroidini	5			Rudi Giroidini	2			
	20 Magnus Mårtensson	1									
	4 Stefan Björk	6	Stefan Björk	3							
	29 Jan Metyš	3									
	3 Tim Clasen	6	Tim Clasen	5	Tim Clasen	6			Tim Clasen	5	
	30 Hans Verkooijen	2									
	14 Anton Wechselberger	1	Stefan Müller	0							
	19 Stefan Müller	5									
	11 Magnus Westerberg	4	Herbert Ziegler	3			Tim Clasen	4			
	22 Herbert Ziegler	4									
	6 Markus Janßen	6	Markus Janßen	3	Markus Janßen	2					
	27 Roland Brunello	3									
	7 Daniel	6	Daniel	2		6		3			

	 26 Ján Tolarovič	3	Ágren		Robert Hahn	Robert Hahn					
	 10 Robert Hahn	3	 Robert Hahn	6							
	 23 Josef Vozár	3									
	 15 Alexander Jasper	2	 Martin Lundell	7							
	 18 Martin Lundell	5			 Martin Lundell	3					
	 2 Roman Kobisch	2	 Alexander Lang	4							
	 31 Alexander Lang	4									
									3:rd - 4:th	3:rd	
									 Rudi Giroladini	5	 Rudi Giroladini
									 Robert Hahn	1	

This tournament is administrated by [Bangolf Arena](#) version 2.18.7